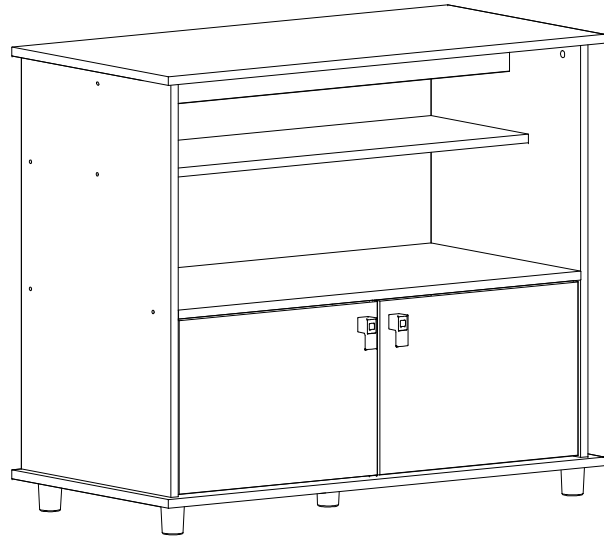


MANUAL DE MONTAGEM
Assembly instructions / Instrucciones de armado

RACK QUERÊNCIA

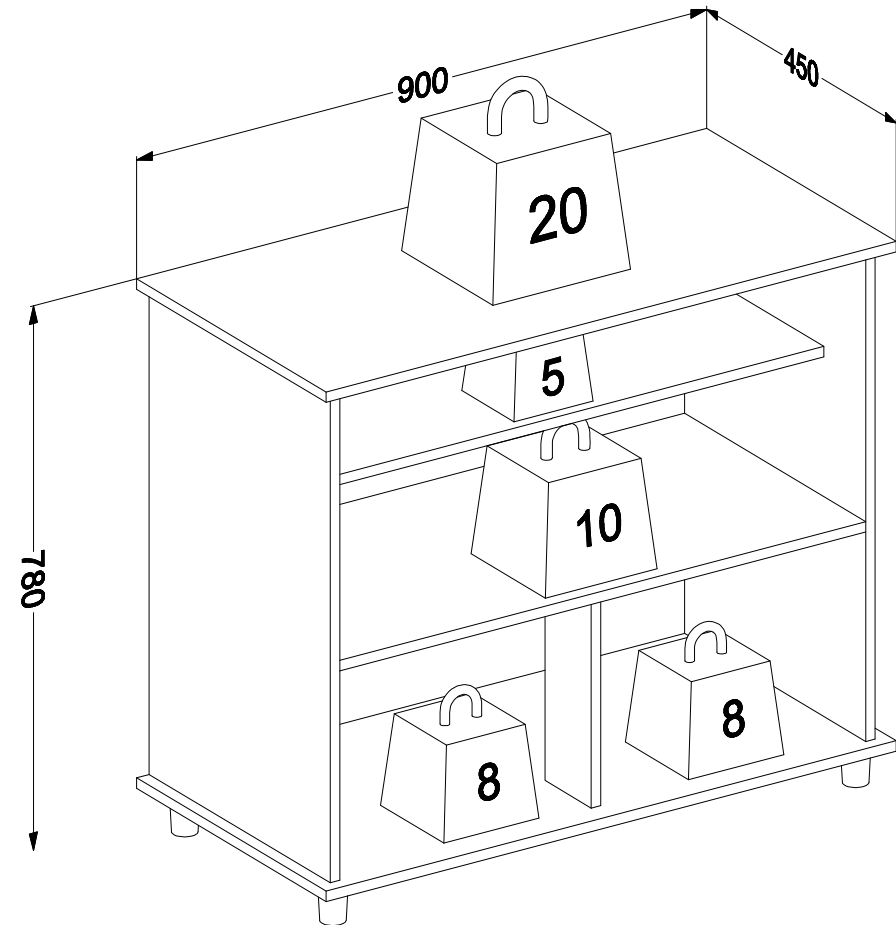
Querencia Rack
Rack Querencia

Código 2393 | Revisão 04

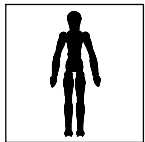


PESO MÁXIMO SUPORTADO PELAS PEÇAS, SENDO ESTE DISTRIBUÍDO UNIFORMEMENTE.

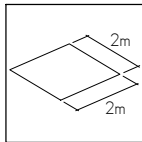
Maximum weight supported by parts, being this evenly distributed.
Peso máximo soportado por las partes, siendo esta distribuido uniformemente.



Você vai precisar de/ You will need / Usted necesitará

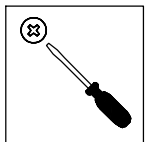


1 Pessoa
1 Person
1 Persona




Espaço recomendado para montagem
Recommended space for assemble
Espacio recomendado para el armado

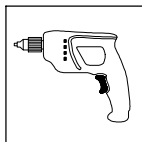
Ferramentas não inclusas
Tools not included / Herramientas no incluidas



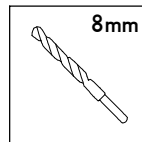
Chave Philips
Screwdriver
Destornillador cruz



Martelo
Hammer
Martillo



Furadeira
Drill machine
Taladro



Broca
Drill bit
Taladro

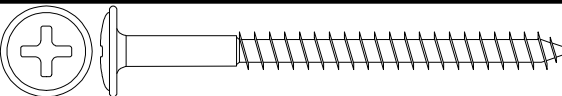
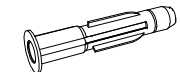
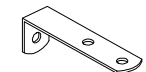
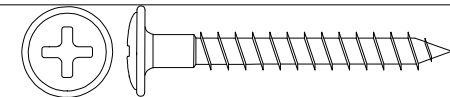

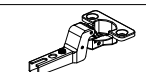



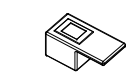
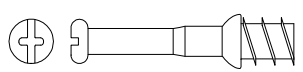



* PESO EM KG/ Weight in Kg/ Peso en Kg
DIMENSÕES EM MM/ Dimensions in mm/ Dimensiones en mm

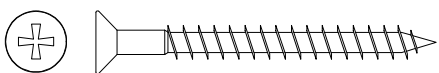
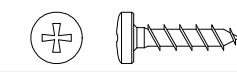
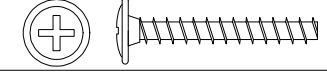

IDENTIFICAÇÃO DOS ACESSÓRIOS / IDENTIFICATION OF ACCESSORIES/ IDENTIFICACIÓN DE ACCESORIOS

NOTAS: A separação dos acessórios antes de iniciar a montagem facilitará a mesma. Os parafusos e cavilhas estão na escala real. Em caso de dúvida na identificação, coloque o acessório sobre a imagem.

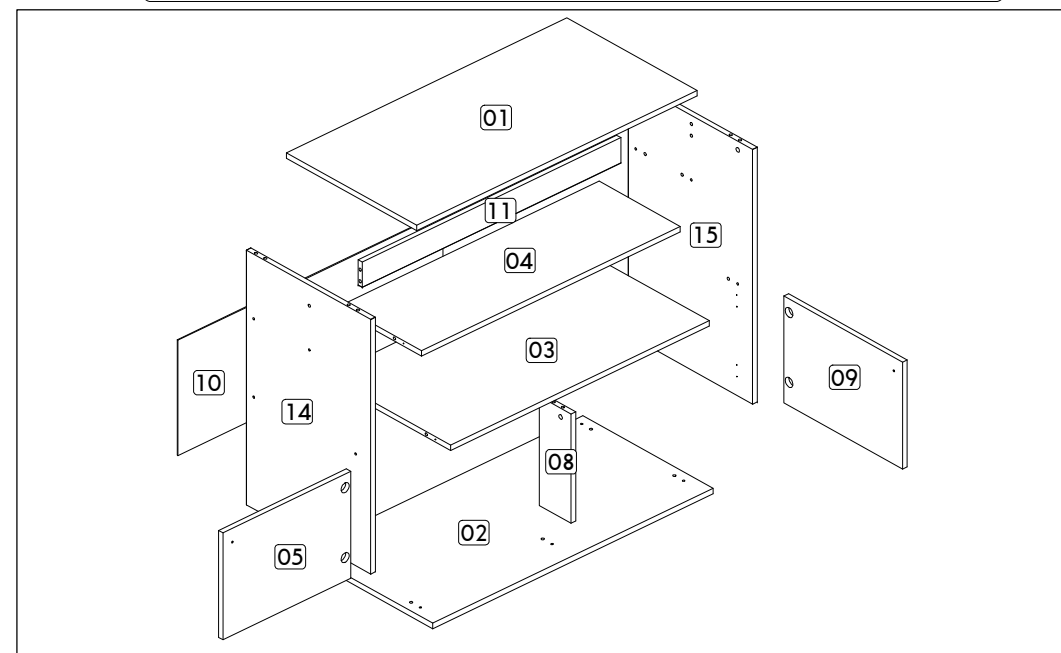
NOTES: The separation of the accessories before you start the assembly will facilitate the same. The screws and dowels are in real scale. In case of doubts about the identification, place the accessory on the image.

NOTAS: La separación de los accesorios antes de comenzar el armado facilitará el mismo. Los tornillos y taquetes son en escala real. En caso de dudas sobre la identificación, coloque el accesorio en la imagen.

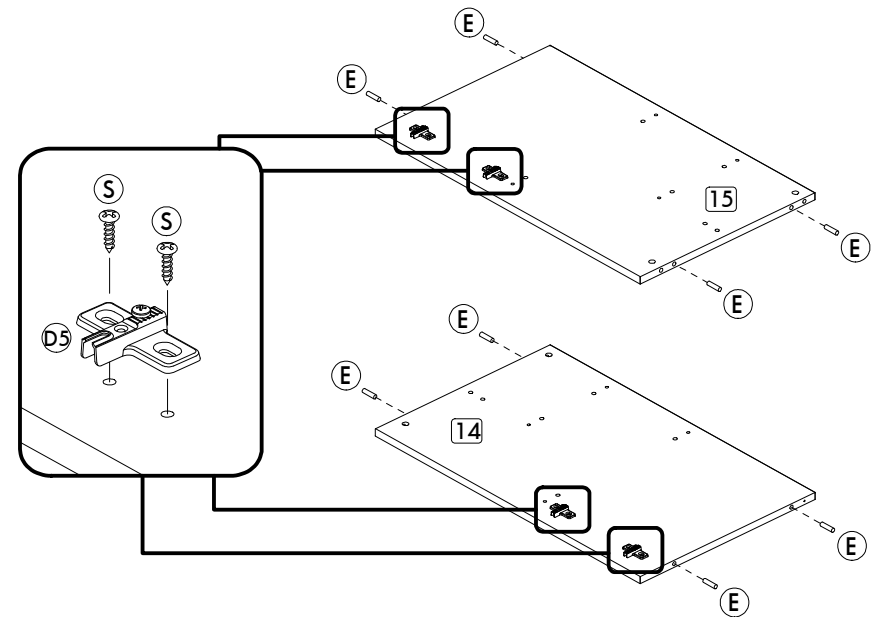
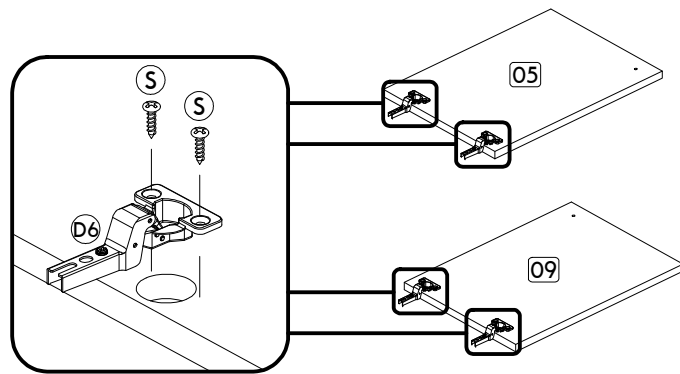
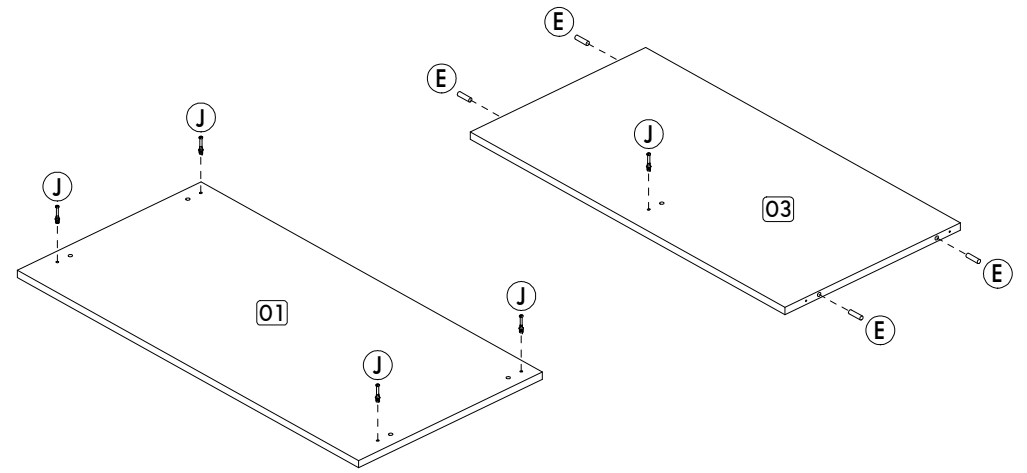
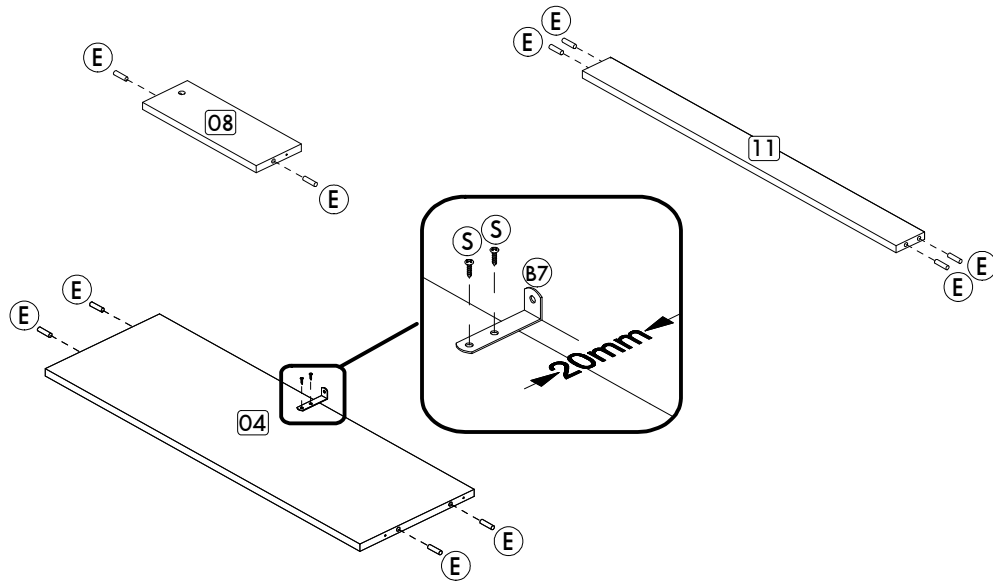
A		Parafuso flangeado Flanged head screw Tornillo de cabeza flangeada	5,0x60 mm	01
B3		Bucha expansiva Bushing Tapón	8x50 mm	01
B7		Suporte de metal Metalic bracket Soporte de metal	-	01
D4		Parafuso flangeado Flanged head screw Tornillo de cabeza flangeada	5,0x40 mm	05
D5		Calço dobradiça Hinge shim Bisagra de calce	-	04
D6		Dobradiça super alta Metal hinge super high Bisagra alta	26mm	04
E		Cavilha Wooden Dowel Pin	8x30 mm	22
E5		Tapa furo adesivo Bore patch adhesive Tapones adhesivo	22mm	03
E8		Sapata Plastic foot Pie plástico	-	05
F3		Puxador Handle Tirador	-	02
J		Haste minifix simples Simple minifix screw Tornillo minifix simple	-	05
L		Tambor minifix Drum lock Tambor minifix	12 mm	05
M		Tapa furo adesivo Bore patch adhesive Tapones adhesivo	15mm	08
N		Prego Nail Clavo	10 x10	22

O		Parafuso chato Flat head screw Tornillo de cabeza plana	4,5x45 mm	13
S		Parafuso panela Pan head screw Tornillo de pan	3,5x14 mm	18
T		Parafuso flangeado Flanged head screw Tornillo de cabeza flangeada	3,5x25 mm	02
Z		Tapa furo plástico Plastic hole plugs Tapones plásticos	8 mm	02

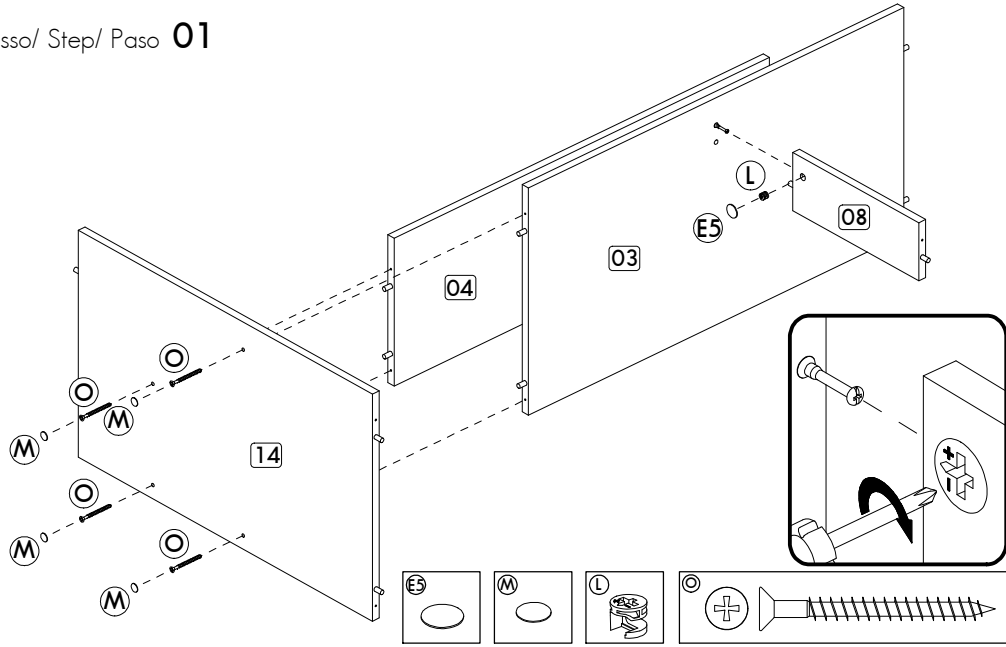
IDENTIFICAÇÃO DAS PEÇAS/ PARTS IDENTIFICATION/ IDENTIFICACIÓN DE LAS PIEZAS



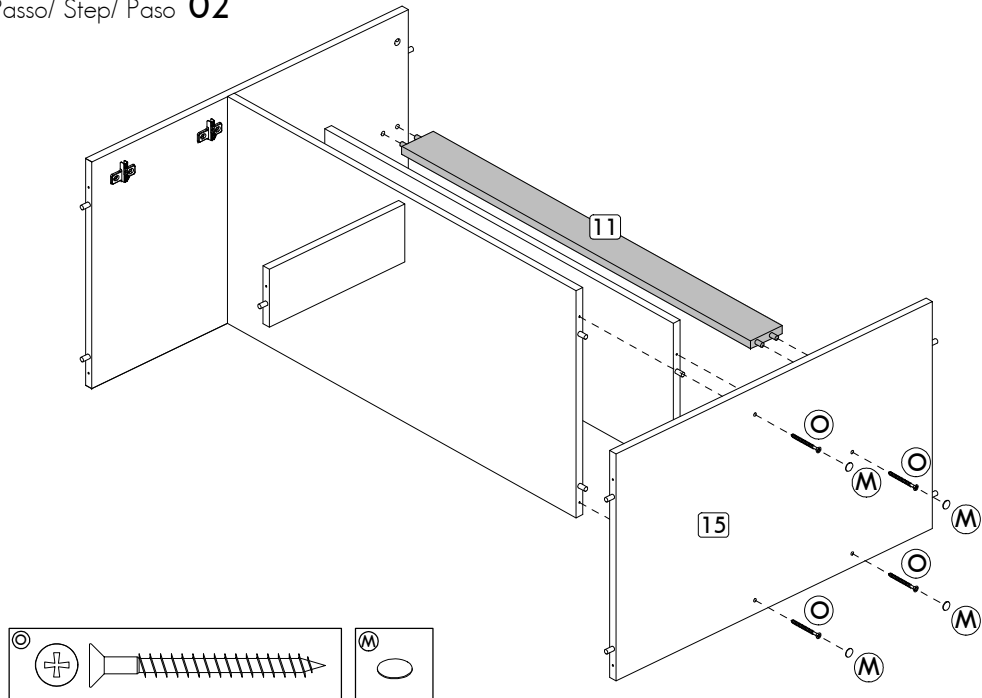
Nº	DESCRIÇÃO - DESCRIPTION - DESCRIPCIÓN	MEDIDAS - MEASURES - MEDIDAS (mm)	QTD.
01	Base superior - Top base - Base superior	900 x 450 x 15	01
02	Base inferior - Bottom base - Base inferior	900 x 450 x 15	01
03	Base - Base - Base	830 x 430 x 15	01
04	Prateleira - Shelf - Repisa	830 x 280 x 15	01
05	Porta esquerda - Left door - Puerta izquierda	410 x 294 x 15	01
08	Travessa - Tray - Traviesa	300 x 110 x 15	01
09	Porta direita - Right door - Puerta derecha	410 x 294 x 15	01
10	Costa - Back - Fondo	850 x 317 x 03	01
11	Travessa tampo - Top tray - Traviesa tapa	830 x 70 x 15	01
14	Lateral esquerda - Left side - Lateral izquierda	700 x 430 x 15	01
15	Lateral direita - Right side - Lateral derecha	700 x 430 x 15	01



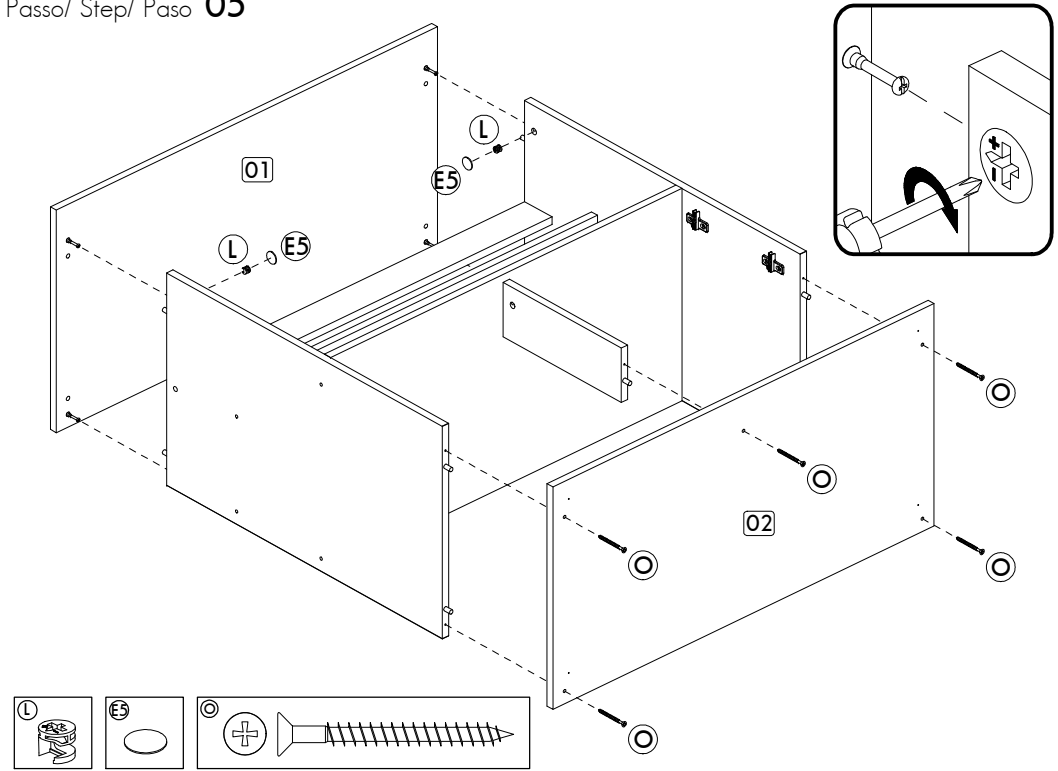
Passo/ Step/ Paso 01



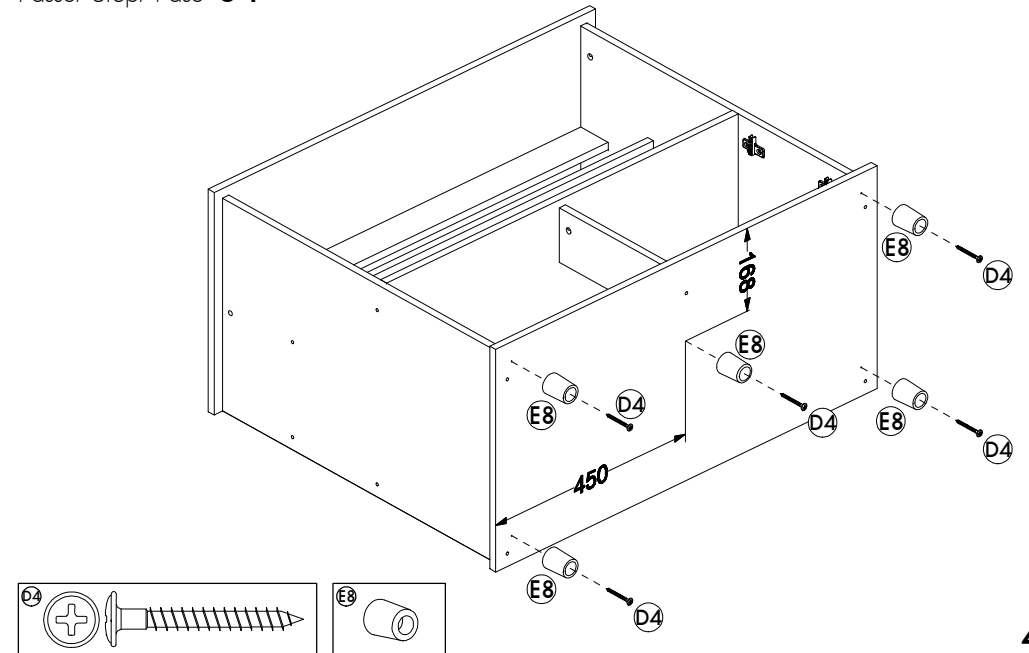
Passo/ Step/ Paso 02



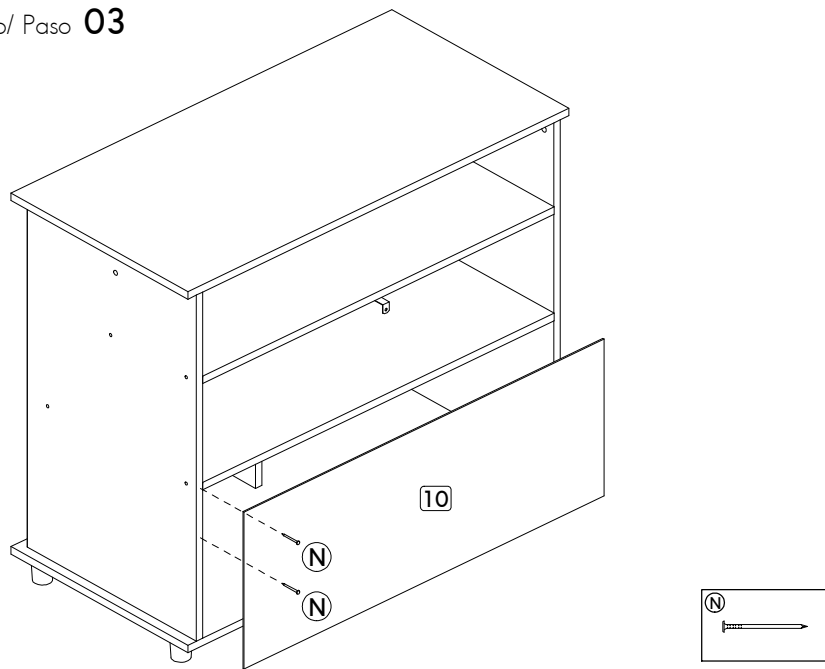
Passo/ Step/ Paso 05



Passo/ Step/ Paso 04



Passo/ Step/ Paso 03



Passo/ Step/ Paso 04

