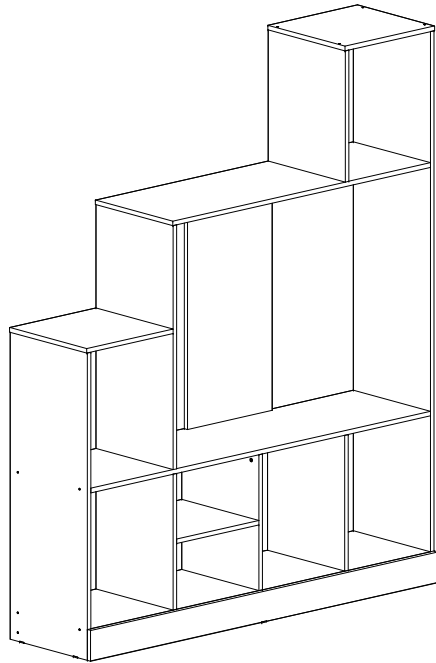


MANUAL DE MONTAGEM
Assembly instructions / Instrucciones de armado

ESTANTE ALBANY

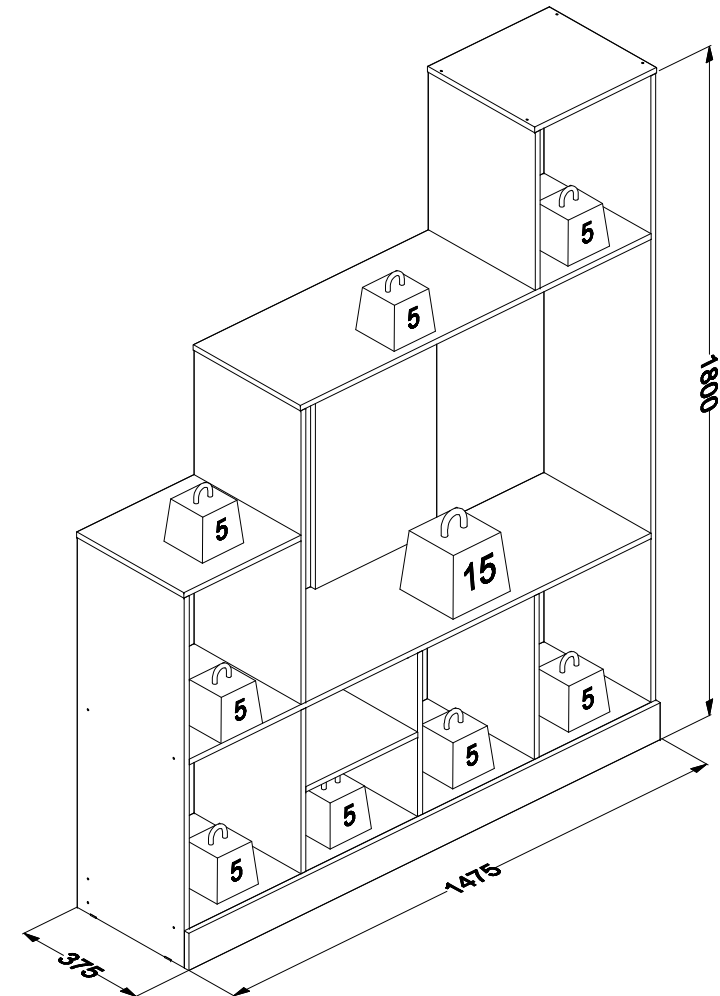
Bookcase Albany
Estertería Albany

Código 160528 | Revisão 00

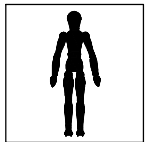


PESO MÁXIMO SUPORTADO PELAS PEÇAS, SENDO ESTE DISTRIBUÍDO UNIFORMEMENTE.

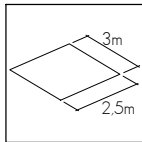
Maximum weight supported by parts, being this evenly distributed.
Peso máximo soportado por las partes, siendo esta distribuido uniformemente.



Você vai precisar de/ You will need / Usted necesitará

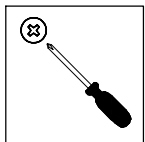


1 Pessoa
1 Person
1 Persona




Espaço recomendado para montagem
Recommended space for assemble
Espacio recomendado para el armado

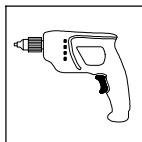
Ferramentas não inclusas
Tools not included / Herramientas no incluidas



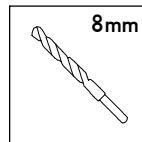
Chave Phillips
Screwdriver Phillips
Destornillador cruz



Martelo
Hammer
Martillo



Furadeira
Drill machine
Taladro


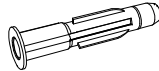

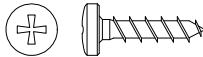
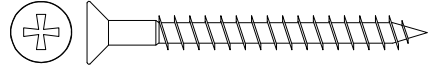
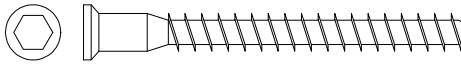
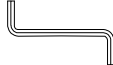








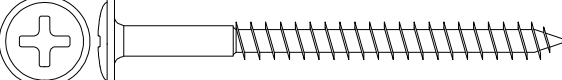


Broca
Drill bit
Taladro

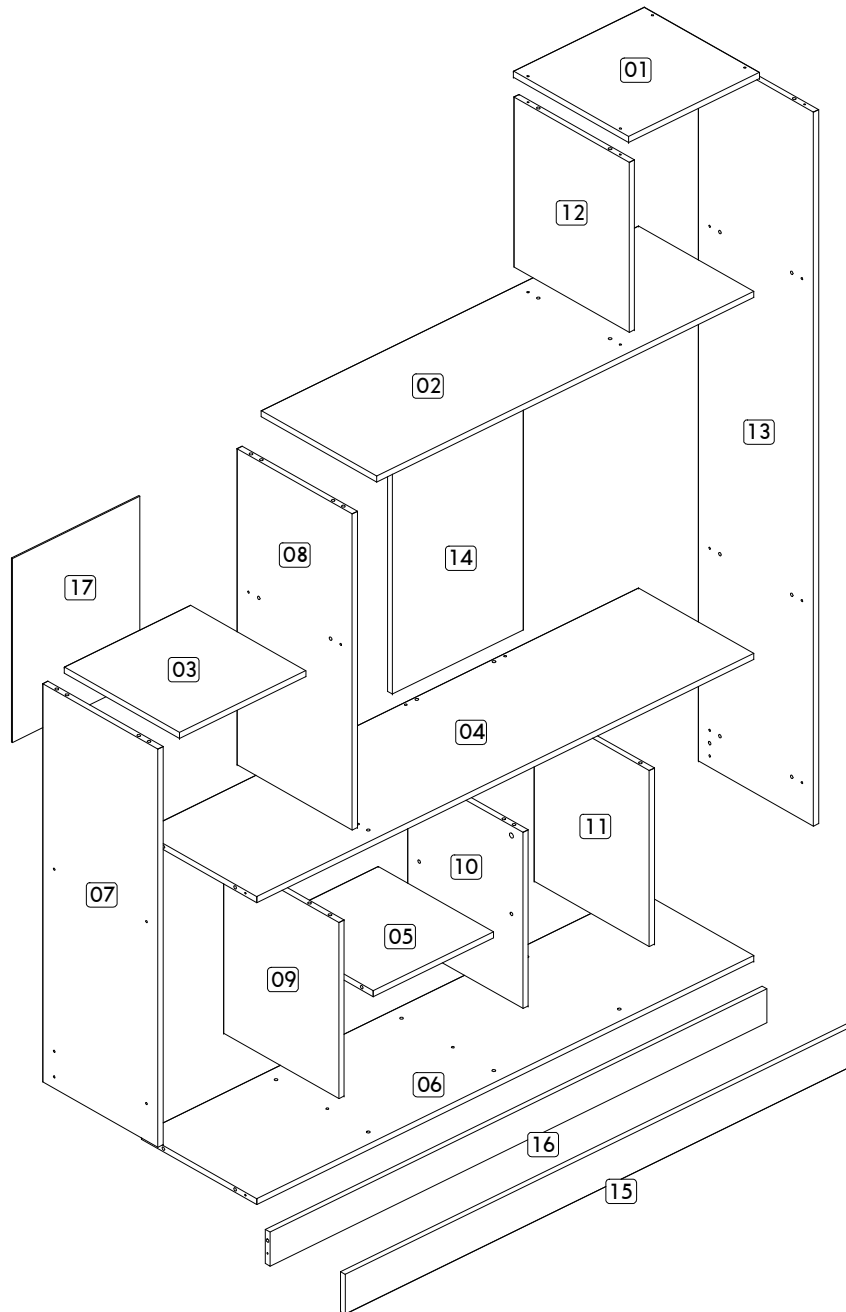
* PESO EM KG/ Weight in Kg/ Peso en Kg
DIMENSÕES EM MM/ Dimensions in mm/ Dimensiones en mm

IDENTIFICAÇÃO DOS ACESSÓRIOS/ IDENTIFICATION OF ACCESSORIES/ IDENTIFICACIÓN DE ACCESORIOS

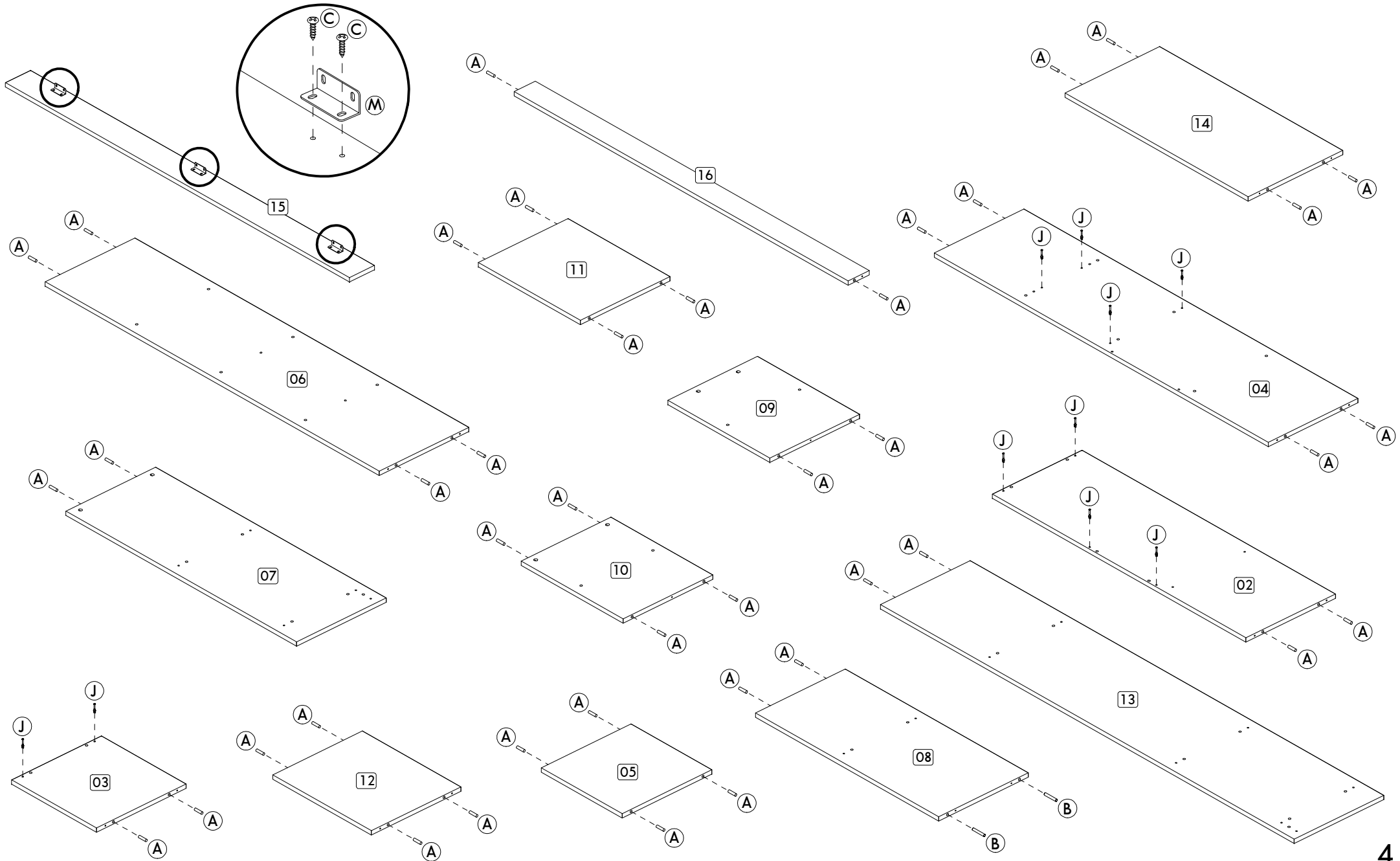
NOTAS: A separação dos acessórios antes de iniciar a montagem facilitará a mesma. Os parafusos e cavilhas estão na escala real. Em caso de dúvida na identificação, coloque o acessório sobre a imagem.
NOTES: The separation of the accessories before you start the assembly will facilitate the same. The screws and dowels are in real scale. In case of doubts about the identification, place the accessory on the image.
NOTAS: La separación de los accesorios antes de comenzar el armado facilitará el mismo. Los tornillos y taquetes son en escala real. En caso de dudas sobre la identificación, coloque el accesorio en la imagen.

A		Cavilha Wooden Dowel Pin	8x30 mm	42	P		Bucha expansiva Bushing Tapón	8x50 mm	01
B		Cavilha Wooden Dowel Taquete	8x50 mm	02					
C		Parafuso panela Pan head screw Tornillo de pan	3,5x14 mm	14					
D		Parafuso chato Flat head screw Tornillo de cabeza plana	4,5x45 mm	06					
E		Parafuso estrutural Structural screw Tornillo estrutural	5,0x50 mm	20					
F		Chave allen Allen key Llave Allen	-	01					
G		Tampa parafuso estrutural Structural screw cover Tapa tornillo estrutural	-	20					
H		Prego Nail Clavo	10 x10	20					
I		Sapata Small plastic foot Pie plástico	15 mm	06					
J		Haste minifix simples Simple minifix screw Tornillo minifix simple	-	10					
K		Tambor minifix Drum lock Tambor minifix	12 mm	10					
L		Tapa furo adesivo Bore patch adhesive Tapones adhesivo	-	08					
M		Cantoneira de metal Metalic angle plates Soporte de metal	46 mm	03					
N		Suporte de metal Metalic bracket Soporte de metal	-	01					
O		Parafuso flangeado Flanged head screw Tornillo de cabeza flangeada	5,0x60 mm	01					

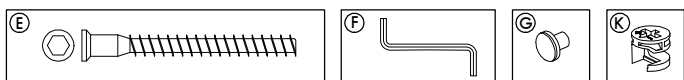
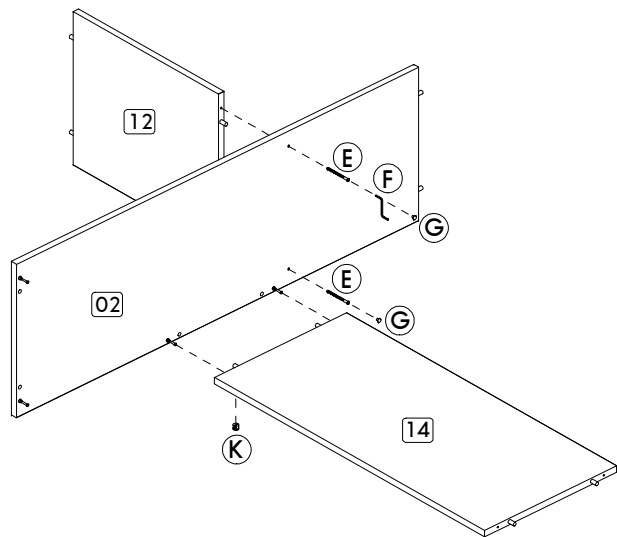
IDENTIFICAÇÃO DAS PEÇAS/ PARTS IDENTIFICATION/ IDENTIFICACIÓN DE LAS PIEZAS



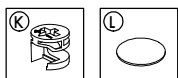
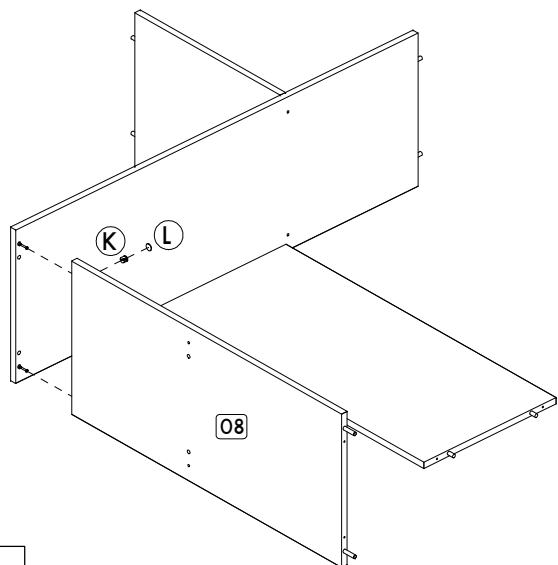
Nº	DESCRIÇÃO - DESCRIPTION - DESCRIPCIÓN	MEDIDAS-MEASURES - MEDIDAS (mm)	QTD.
01	Base superior - Top base - Base superior	380 x 360 x 15	01
02	Base intermediária - Intermediate base - Base intermedia	1094 x 360 x 15	01
03	Base esquerda - Left base - Base izquierda	366 x 360 x 15	01
04	Base TV - TV base - Base TV	1441 x 360 x 15	01
05	Prateleira - Shelf - Repisa	349 x 360 x 15	01
06	Base inferior - Bottom base - Base inferior	1441 x 360 x 15	01
07	Lateral esquerda - Left side - Lateral izquierda	995 x 360 x 15	01
08	Lateral esquerda nicho - Left side niche - Lateral izquierda nicho	790 x 360 x 15	01
09	Divisão inferior esquerda - Inferior left division - división inferior izquierda	440 x 360 x 15	01
10	Divisão inferior central - Inferior center division - división inferior central	440 x 360 x 15	01
11	Divisão inferior direita - Inferior right division - división inferior derecha	440 x 360 x 15	01
12	Lateral nicho superior - Top side niche - Lateral superior nicho	425 x 360 x 15	01
13	Lateral direita - Right side - Lateral derecha	1785 x 360 x 15	01
14	Costa nicho TV - Backboard niche TV - Fondo nicho TV	790 x 380 x 15	01
15	Vista inferior - Bottom frame - Moldura inferior	1471 x 100 x 15	01
16	Rodapé - Footer - Zocalo	1441 x 85 x 15	01
17	Costa nicho - Backboard niche - Fondo nicho	460 x 369 x 3	01



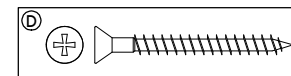
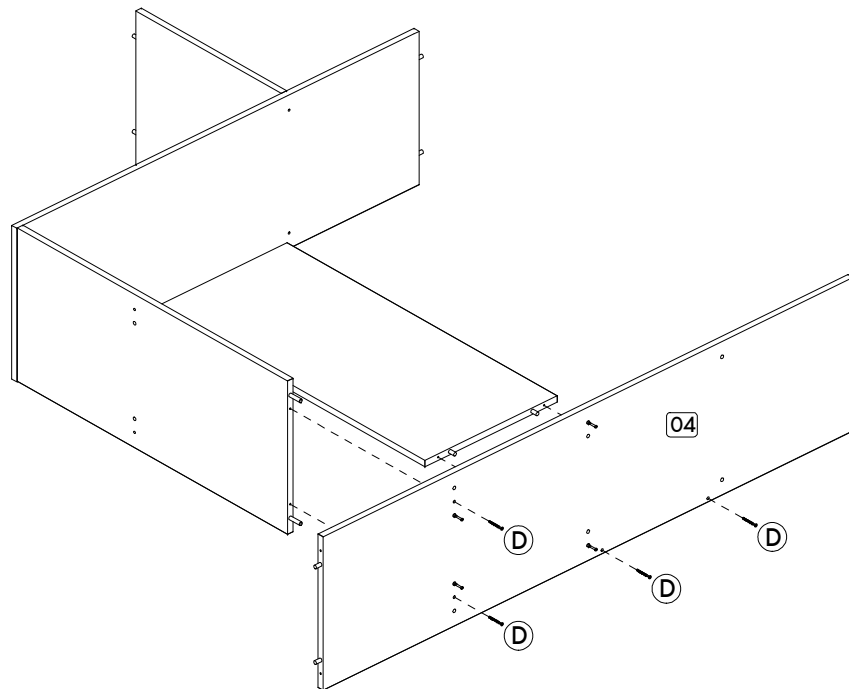
Passo/ Step/ Paso 01



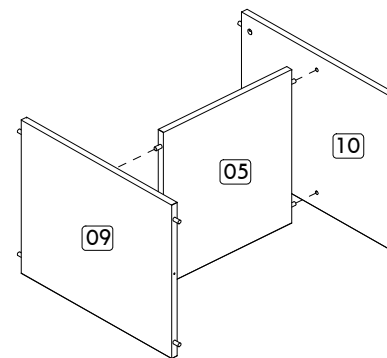
Passo/ Step/ Paso 02



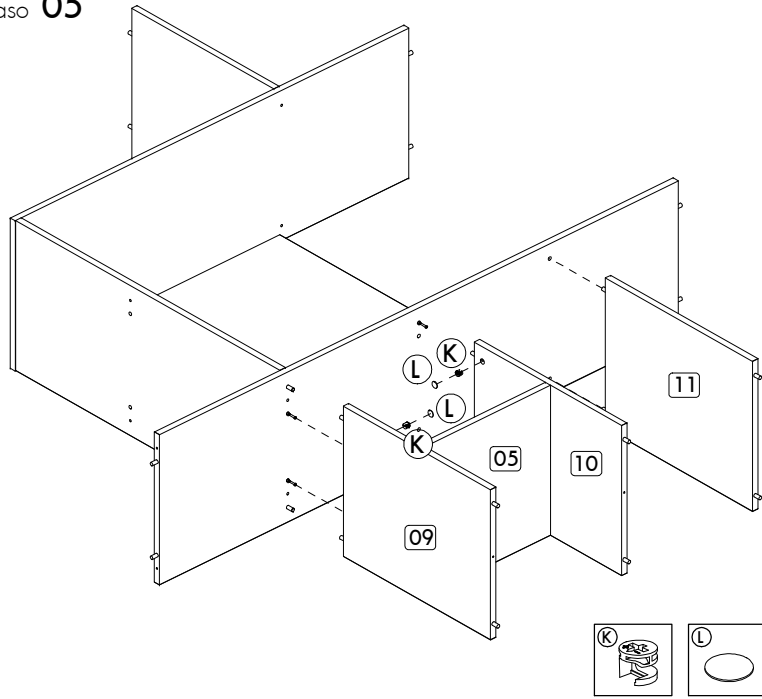
Passo/ Step/ Paso 03



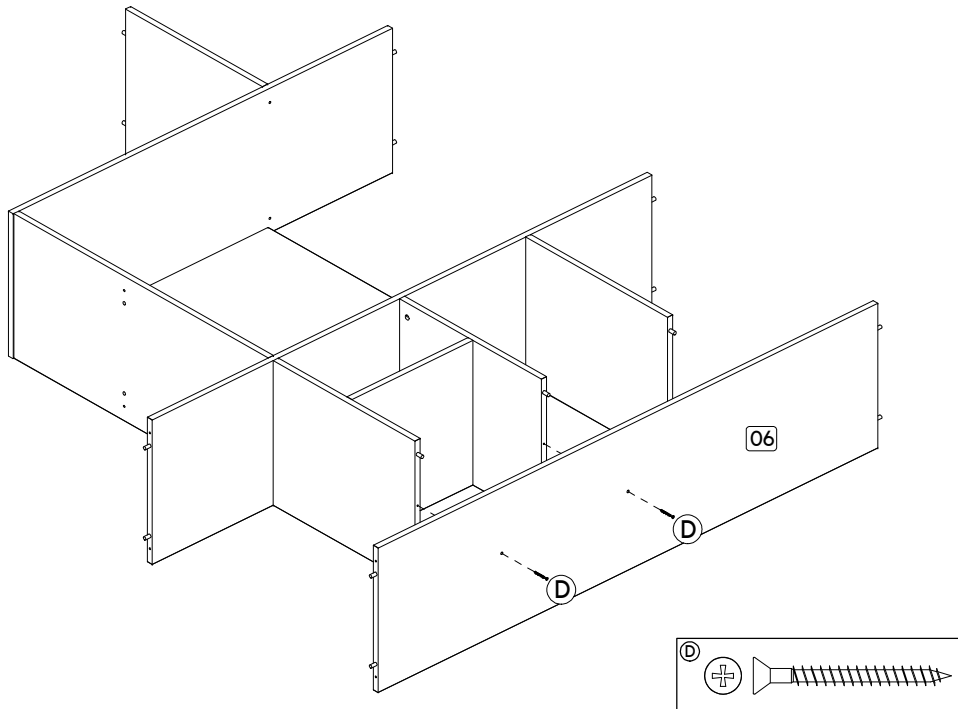
Passo/ Step/ Paso 04



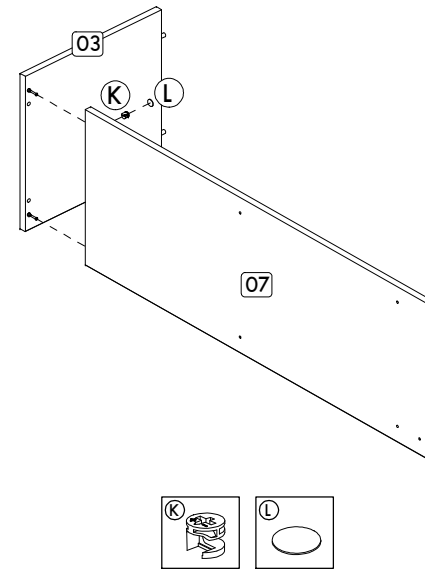
Passo/ Step/ Paso 05



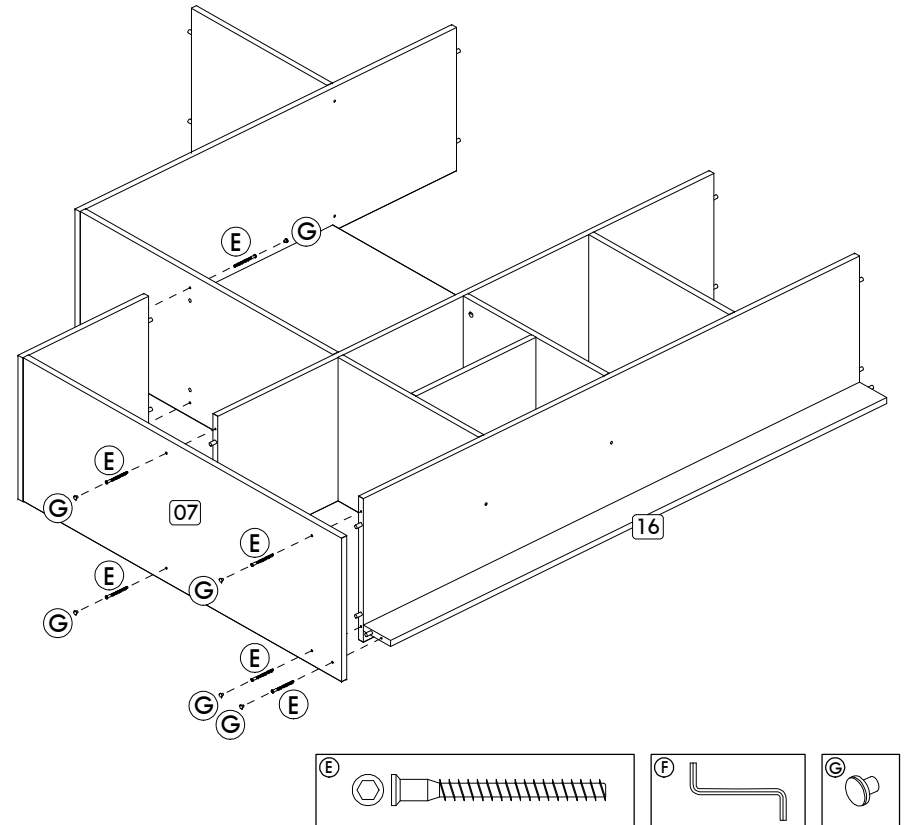
Passo/ Step/ Paso 06



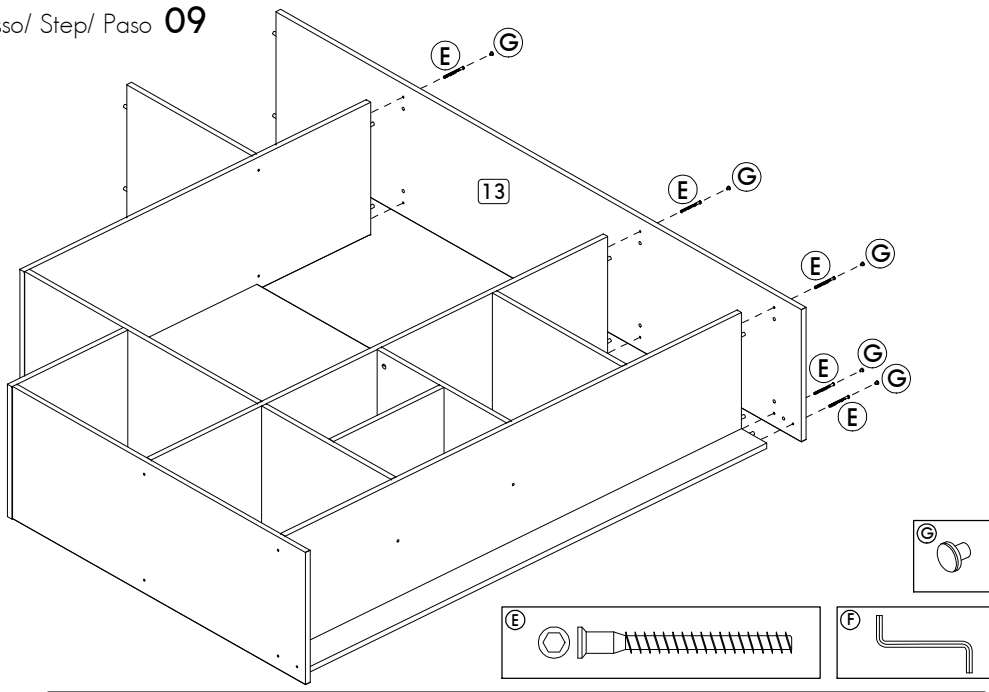
Passo/ Step/ Paso 07



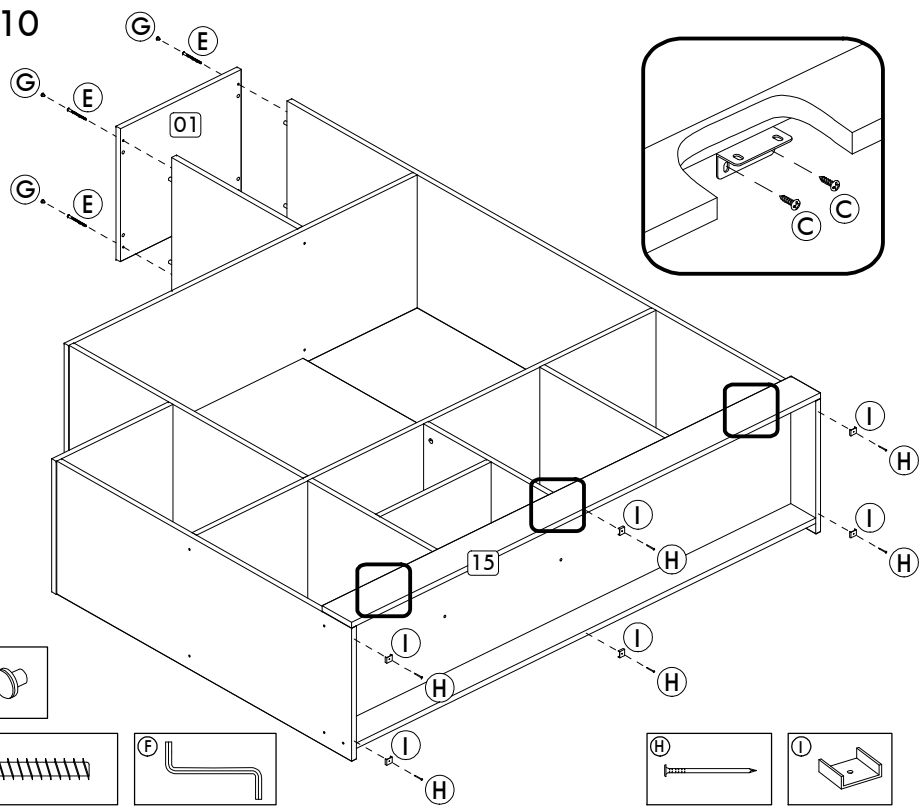
Passo/ Step/ Paso 08



Passo/ Step/ Paso 09



Passo/ Step/ Paso 10



Passo/ Step/ Paso 11

