

TP- 3030

Instruções de Montagem Assembly Instructions Instrucciones de Armado WWW.MUEBLES2020.COM

MUEBLES 2020
Fácil Armado

Carrera 15 # 110-71-Barrio Santa Paula
Celular 3182000653/ Teléfono: 4660694

Notas Especiais:

- 01** -Examine completamente todas as peças do móvel antes de começar o trabalho.
02 -Recomenda-se montar o móvel conforme este Manual de Montagem.
03 -É de responsabilidade do montador seguir as instruções do Manual de Montagem, que são fundamentais para garantir a estrutura do móvel.
04 -Para limpeza, utilizar somente pano úmido e sabão neutro.

Special notes:

- 01** -Check all parts of the unit thoroughly before starting work.
02 -It is recommended to assemble the furniture according to this Installation Manual.
03 -It is the responsibility of the assembler to follow the instructions in the Assembly Manual, which are essential to ensure the structure of the furniture.
04 -For cleaning use only damp cloth and neutral soap.

Notas especiales:









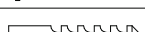









- 01** -Examine completamente todas las piezas del mueble antes de iniciar el trabajo.
02 -Se recomienda montar el mueble conforme el Manual de Ensamblaje.
03 -Es de responsabilidad del montador seguir las instrucciones del Manual de Ensamblaje, que son fundamentales para garantizar la estructura del mueble.
04 -Para limpieza solamente usar trapo húmedo y jabón neutro.

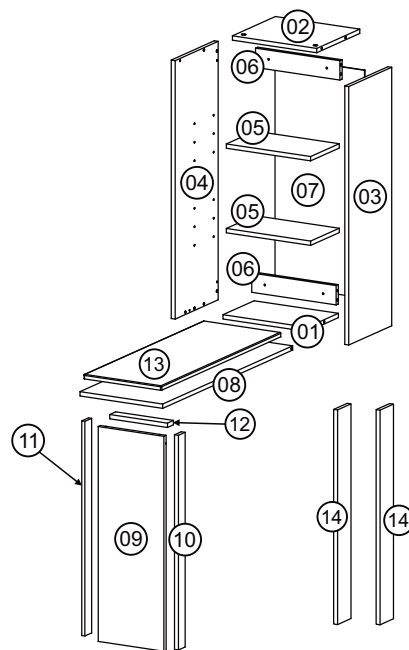
Guarante certificate:

Garantia de 12 meses por defectos de fábrica. Se recomienda que este producto sea armado por un experto.

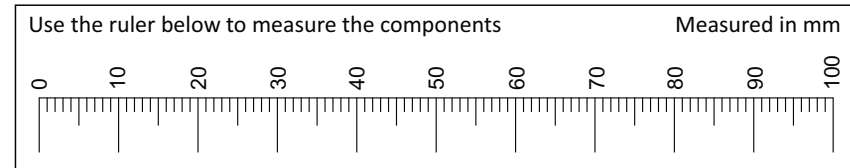
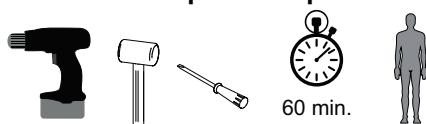
Lista de Peças / List of pieces / Lista de piezas

CóD	DESCRIÇÃO	DESCRIPTION	DESCRIPCION	QTD	RAW MATERIAL	DIMENSION
01	Base	Base	Base	1	MDP15mm	326x198x15
02	Tampo	Top	Tapa	1	MDP15mm	326x288x15
03	Lateral Direita	Right Side	Lateral Derecha	1	MDP15mm	896x288x15
04	Lateral Esquerda	Left Side	Lateral Izquierda	1	MDP15mm	896x288x15
05	Prateleira Móvel	Mobile Shelf	Estante Móvil	2	MDP15mm	326x185x15
06	Travessa	Traverse	Traversa	2	MDP15mm	326x67x15
07	Costa	Back	Costa	1	Chapa Dura 3mm	790x346x3
08	Porta	Door	Puerta	1	MDP15mm	875x320x15
09	Pé	Foot	Pie	1	MDP15mm	745x254x15
10	Travessa Maior Direita	Larger RightTraverse	Traversa Mayor Derecha	1	MDP15mm	744x45x15
11	Travessa Maior Esquerda	Larger LeftTraverse	Traversa Mayor Izquierda	1	MDP15mm	744x45x15
12	Travessa Menor	MinorTraverse	Traversa Menos	1	MDP15mm	223x40x15
13	Tábua de Passar	Ironing Board	Tabla de Planchar	1	MDP15mm	800x300x15
14	Calço	Chock	Calzo	2	MDP15mm	750x92x15

REF	DESCRIÇÃO	QTD
A	 3,5 x 16mm CC	12
B	 3,0 x 20mm CC	10
C	 5,0 x 70mm CC	04
D	 22 x 3mm Prego 10 x 10	24
E	 34 x 7mm Parafuso Minifix	08
F	 15 x 12mm Tambor Minifix	08
G	 14 x 4mm Sapata Deslizadora	02
H	 3,5 x 14mm CF	16
I	 Bucha 8mm	04
J	 Chapa Metálica «L» c/ Pino	02
L	 14 x 8 x 5mm Suporte Prateleira 5x8 c/ estria	08
M	 Cavilha 8 x 30mm	10
N	 325 x 48 x 17mm Articulador c/Trava Esquerdo	01
O	 22 x 17 x 12mm Suporte Angular	08
P	 45 x 32 x 5mm Dobradiça Plano 4 Furos	02
Q	 82 x 23 x 17mm Fecho Gangora	01
R	 3,5 x 25mm CC	02
S	 18 x 18mm Cantoneira 2 Furos	02



Ferramentas | Tools | Herramientas



Revisão: 05
Data: 25/03/2019

