

# PARTS LIST

RELACIÓN PIEZAS

## PART CODE

CÓDIGO DE LA PIEZA

00000.00

Color default

Padrón de color

BROWN - 064  
WALNUT - 057  
MARBLE - 080  
STONE - 079

MIRROR - 042

→ Assembly sequence / Secuencia de ensamble

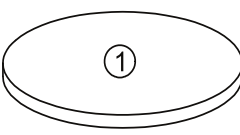

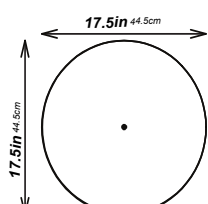

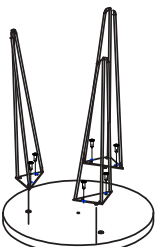

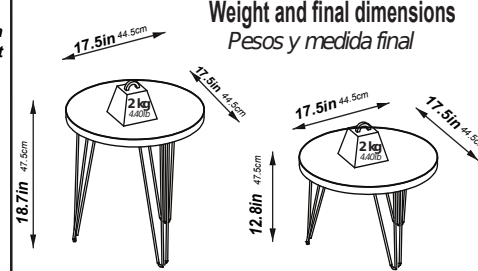
→ Code and Color / Código y Color

Quantity/Cantidad ←

STEP	BROWN	WALNUT	MARBLE	STONE	MIRROR	DESCRIPTION Descripción	MATERIAL	DIMENSIONS Medida	QTY Ctd
1	50172.1.064	50172.1.057	51183.4.080	50999.1.079	50672.3.042	Topboard   Tapa	MDF	Ø17.5X0.98in	1

## HARDWARE | ACCESORIOS

Topboard Color / Color de la tapa	Qty / Item / Color	Dimensions / Medida
BROWN OR WALNUT	3 BLACK IRON FEET AND 6 SCREWS 3 PATAS METALICAS NEGRO y 6 TORNILLOS	11.8in / 17.7in 30cm / 45cm
MARBLE OR STONE	3 GOLD IRON FEET AND 6 SCREWS 3 PATAS METALICAS ORO y 6 TORNILLOS	11.8in / 17.7in 30cm / 45cm
MIRROR	3 BLACK IRON FEET AND 6 SCREWS 3 PATAS METALICAS NEGRO y 6 TORNILLOS	11.8in / 17.7in 30cm / 45cm

Part Pieza	Hardware Accesorios	Technical information Informaciones técnicas	Final Aspect Aspecto Final
		 <p><b>Topboard dimensions</b> Medidas de la Tapa</p>	 <p><i>Illustrative images of the products</i></p>
 <p>Fit the legs and twist them in clockwise, then insert safety screws. Encaje las patas girandolas en sentido horario, luego arregle el tornillo</p> <p><b>Detalle</b> Detalle</p> 	 <p><b>Weight and final dimensions</b> Pesos y medida final</p>		